



Saiham Textile Mills Ltd.

Dhaka Office: Saiham Tower, Plot # 34, Road #136, Gulshan-1, Dhaka-1212, Bangladesh.
Phone : 9862284, 9863323, 9887441, Fax : +88-02-9894607, 8826254, E-mail : info@saiham.com, Web: www.saiham.com
Registered Office & Factory : Noyapara, Saiham Nagar, Madhabpur, Habigonj-3333.

Ref: STML/19/33/18

Dated: Dhaka
January 30, 2018

The Chairman

Bangladesh Securities and Exchange Commission
Securities Commission Bhaban,
Plot: E-6/C, Agargaon
Sher-E-Bangla Nagar
Dhaka-1207.

Subject: **Price Sensitive Information**

Dear Sir,

This is for kind information of all concerned that the Board of Directors of Saiham Textile Mills Ltd. in its Board Meeting held on January 30, 2018 at 4.30 P.M. at its Dhaka Office has taken the following price sensitive decision regarding the Un-audited Second Quarter Financial Statements for the period ended December 31, 2017.

Sl. No.	Particulars	July, 2017 to December, 2017	July, 2016 to December, 2016	October, 2017 to December, 2017	October, 2016 to December, 2016
01	Profit before Tax	75,125,727	87,575,024	34,529,623	49,375,920
02	Profit after Tax	42,787,688	46,874,138	19,201,915	28,702,724
03	Earnings Per Share (EPS)	0.47	0.54	0.21	0.33
04	NAV Per Share	27.43	28.21	-	-
05	Net Operating Cash Flow Per Share (NOCFPS)	1.15	1.11	-	-

Thanking you


Yours faithfully

(Md. Neyamat Ullah)
Company Secretary

- Copy to: (i) The Chief Regulatory Officer
Dhaka Stock Exchange Ltd.
9/F, Motijheel C/A
Dhaka-1000.
- (ii) The Chief Regulatory Officer
Chittagong Stock Exchange Ltd.
Eunoos Trade Centre (Level-15)
52-53, Dilkusha C/A
Dhaka-1000.

Saiham Textile Mills Limited
Statement of Financial Position (Un-audited)
As on December 31, 2017

Particulars	Notes	Amount in Taka	
		December 31, 2017	June 30, 2017
Assets			
Non-Current Assets :		1,840,627,316	1,879,452,117
Property, Plant & Equipment- Spinning (net of dep.)	1.00	699,563,179	715,840,388
Property, Plant & Equipment- Melange (net of dep)	1.00	1,141,064,137	1,163,611,729
Current Assets :		2,346,392,057	2,468,784,623
Inventories		1,193,136,071	1,292,180,696
Trade Debtors		664,175,222	561,697,052
Sundry Receivable		7,443,282	31,127,784
Advances, Deposits & Prepayments		198,862,741	62,751,776
Fixed Deposit Receipt	2.00	245,586,609	495,586,609
Cash & Cash Equivalents	3.00	37,188,132	25,440,706
Total Assets		4,187,019,373	4,348,236,740
Equity & Liabilities :			
Shareholders' Equity:		2,483,983,993	2,439,477,927
Share Capital		905,625,000	905,625,000
Share Premium		727,500,000	727,500,000
General Reserve		2,764,589	2,764,589
Revaluation Reserve		390,351,899	400,089,371
Retained Earnings		457,742,505	403,498,967
Non-Current Liabilities :		284,490,265	165,982,619
Term Loan-Prime Bank Ltd	4.00	100,000,000	-
Deferred Tax Liability		184,490,265	165,982,619
Current Liabilities :		1,418,545,115	1,742,776,194
Short Term Loan	5.00	385,312,094	699,642,973
Current portion of long term loan	6.00	18,919,251	125,606,126
Rights Share money Refundable		15,000	15,000
Liabilities for Goods		948,670,464	874,055,585
Liabilities for Expenses & Others		36,383,637	26,324,656
Provision for Tax		29,244,669	17,131,854
Total Liabilities		1,703,035,380	1,908,758,813
Total Equity & Liabilities		4,187,019,373	4,348,236,740
Net Assets Value (NAV) Per Share		27.43	26.94



S.M. Faisal
Managing Director



Syed Ishtiaq Ahmed
Director



S.F.A.M. Shahjahan
Chairman



Abu Bakar Siddique
Chief Financial Officer



Md. Neyamat Ullah
Company Secretary

Saiham Textile Mills Limited
Statement of Profit or Loss and Other Comprehensive Income (Un-Audited)
For the Second quarter/Half year ended on December 31, 2017

Particulars	Notes	Amount in Taka			
		July' 17 to December' 17	July' 16 to December' 16	October 17 to December' 17	October 16 to December' 16
Turn Over		1,128,153,586	833,170,827	660,042,621	436,144,489
Cost of Goods sold		(997,991,988)	(688,691,174)	(593,065,153)	(355,707,837)
Gross Profit		130,161,598	144,479,653	66,977,468	80,436,652
Admin. & Marketing expenses	7.00	(34,226,011)	(30,649,561)	(17,602,968)	(15,420,301)
Financial Expenses	8.00	(25,485,134)	(41,811,823)	(16,479,113)	(23,172,296)
Operating Profit		70,450,453	72,018,269	32,895,387	41,844,055
Non- Operating Income		8,431,560	19,935,506	3,360,717	10,000,661
Operating Profit before WPPF		78,882,013	91,953,775	36,256,104	51,844,716
Provision for WPPF		(3,756,286)	(4,378,751)	(1,726,481)	(2,468,796)
Profit Before Tax		75,125,727	87,575,024	34,529,623	49,375,920
Provision for Tax		(32,338,039)	(40,700,886)	(15,327,708)	(20,673,196)
Current Tax		(12,112,015)	(15,129,804)	(5,515,515)	(8,406,454)
Deferred Tax expenses		(20,226,024)	(25,571,082)	(9,812,193)	(12,266,742)
Net profit After tax		42,787,688	46,874,138	19,201,915	28,702,724
Earning per share (EPS)		0.47	0.54	0.21	0.33
Prior period figure's restated			0.52		0.32



S.M. Faisal

Managing Director



Syed Ishtiaq Ahmed

Director



S.F.A.M. Shahjahan

Chairman




Abu Bakar Siddique
Chief Financial Officer



Md. Neyamat Ullah
Company Secretary

Saiham Textile Mills Limited
Statement of Cash Flow (Un-Audited)
For the Second quarter/Half year ended on December 31, 2017

Particulars	Amount in Taka	
	July' 2017 to December' 2017	July' 2016 to December' 2016
A. Cash Flows from Operating Activities		
Collection from customers and other income	1,034,106,976	1,011,249,868
Payment to suppliers, employees and other expenses	(930,263,337)	(913,626,313)
Advanced Tax paid	-	(2,000,000)
Net cash provided / (used) by Operating Activities	103,843,639	95,623,555
B. Cash Flows from Investing Activities		
Purchase of property, plant and equipment	(21,078,459)	(13,604,224)
Investment of FDR	250,000,000	-
Net cash provided / (used) by Investing Activities	228,921,541	(13,604,224)
C. Cash Flows from Financing Activities		
Loan (repaid)/ received during the year	(321,017,754)	27,558,334
Net cash provided / (used) by Financing Activities	(321,017,754)	27,558,334
Net Increase / (Decrease) in Cash and Cash Equivalents (A+B+C)	11,747,426	109,577,665
Cash and cash equivalents at beginning of the year	25,440,706	424,736,416
Cash and Cash Equivalents at end of the financial period	37,188,132	534,314,081
Net Operating Cash Flows Per Share (NOCFPS)*	1.15	1.11
Prior Period figure's restated		1.06



S.M. Faisal
Managing Director



Syed Ishtiaq Ahmed
Director



S.F.A.M. Shahjahan
Chairman



Abu Bakar Siddique
Chief Financial Officer




Md. Neyamat Ullah
Company Secretary


Saiham Textile Mills Ltd.

Statement of Changes in Equity (Un-audited)

For the Second quarter/Half Year ended on December 31, 2017


Particulars	Share Capital	Share premium of Rights Share	General Reserve	Revaluation Surplus	Retained Earnings	Total
Balance as on July 01, 2017	905,625,000	727,500,000	2,764,589	400,089,371	403,498,967	2,439,477,927
Net profit after tax					42,787,688	42,787,688
Adjustment of Revaluation of PPE				(11,455,850)	11,455,850	
Adjustment for revaluation of PPE and Deferred Tax				1,718,378		1,718,378
Balance as on December 31, 2017	905,625,000	727,500,000	2,764,589	390,351,899	457,742,505	2,483,983,993
Balance as on July 01, 2016	862,500,000	727,500,000	2,764,589	421,151,688	372,588,025	2,386,504,302
Net profit after tax					46,874,138	46,874,138
Adjustment of Revaluation of PPE				(11,355,818)	11,355,818	
Balance as on December 31, 2016	862,500,000	727,500,000	2,764,589	409,795,870	430,817,981	2,433,378,440


S.M. Faisal
Managing Director


Syed Ishtiaq Ahmed
Director


S.F.A.M. Shahjahan
Chairman


Abu Bakar Siddique
Chief Financial Officer


Md. Neyamat Ullah
Company Secretary

Saiham Textile Mills Ltd

Notes to the Financial Statements

As at and for the period from July to December 31,2017

1.00 Property Plant & Equipment: Spinning Unit

This is arrived as follows:

Cost

Less: Accumulated Depreciation

Written down value

Property Plant & Equipment: Melange Unit

Cost

Less: Accumulated Depreciation

Written down value

Amount in Taka	
December 31,2017	June 30,2017
1,391,364,533	1,387,348,606
691,801,354	671,508,218
699,563,179	715,840,388

1,537,330,366	1,520,267,834
396,266,229	356,656,105
1,141,064,137	1,163,611,729
245,586,609	495,586,609

2.00 Fixed Deposit Receipts

IDLC Finance Ltd.(A/C No. 10252204175201) Gulshan
Lanka Bangla Finance FDR no-1220-001-204-205-206-358-
Delta Brac Housing-(FDR-No 71000117027-128638)
FDR with Bank Asia
FDR with Dhaka Bank

5,000,000	25,000,000
235,000,000	435,000,000
-	30,000,000
2,586,609	2,586,609
3,000,000	3,000,000

3.00 Cash & Cash Equivalentents :

Cash in Hand

Cash at Bank

Total

1,542,091	1,380,499
35,646,041	24,060,207
37,188,132	25,440,706

Cash in Hand :

Head Office

Factory Office

Total

1,267,037	699,242
275,054	681,257
1,542,091	1,380,499

Cash at Bank :

Janata Bank Ltd. (A/C No. 023733002322) Motijheel Corp.
Janata Bank Ltd.(A/C No. 0340-0210001941) Noyapara
Dutch Bangla Bank Ltd.(A/C No. 0116110000006828)
Dhaka Bank Ltd.(A/C No. 215150000001464) Gulshan
Dhaka Bank Dividend Ltd A/c-215150000001554
Mid land Bank Ltd. (A/c No. 00021190000151
HSBC Bank Dividend A/C-001-145-457-013
Premier Bank Ltd (A/C no-014913100000040) Gulshan
Eastern Bank Ltd A/C no-101106032929
Eastern Bank Ltd A/C no-1041060265553
Eastern Bank Ltd ERQ A/C-1013100350441
Standared Chartered Bank ERQ A/C-421184135
Bank Asia A/C-02118119019656
Prime Bank A/C-02136000299
bKash A/C-806446003

68,870	82,800.00
178,300	2,405,519
248,459	340,213.00
447,898	1,338,082.00
6,107,038	6,026,410.00
326,715	109,380
655,106	655,106
431,972	163,740
234	234
75,124.45	75,999
22,250	225,574
2,173,004	1,991,053
1,550,112	-
2,103	-
15,607	-

F.C Account

Standard Chartered Bank A/C -46118413501
 Dhaka Bank Ltd .F.C A/C-21413000000056
 HSBC F.C Margin A/C no-001-145457-091
 HSBC Offshore A/C no-050-0077-80-005
 F.C Account with EBL A/C-1013100350441

10,867,459	4,996,036
4,493	4,493
4,883,144	4,743,835
411,593	406,452
7,176,561	495,282
35,646,041	24,060,207

4.00 Term Loan

Prime Bank Ltd

100,000,000	-
100,000,000	-

5.00 Short Term Loan

HSBC bank
 Eastern Bank Ltd
 Mid Land Bank
 Standard chartered Bank
 Dhaka Bank
 Lanka Bangla Finance
 Others Loan

385,312,094	699,642,973
--------------------	--------------------

Bank Loan & Over Draft:

Eastern Bank Ltd
 Standard Chartered Bank Ltd
 HSBC Bank Ltd

120,000,000	200,000,000
-	200,000,000
-	160,000,000
80,000,000	-
100,000,000	-
12,145,664	13,899,353
17,500,000	17,500,000
18,431,487	49,449,566
20,785,601	47,500,457
16,449,342	11,293,597

6.00 Current portion of Term loan

18,919,251	125,606,126
-------------------	--------------------

7.00 Administrative and Marketing expenses:

Saiary & Allowances
 Providend Fund
 Office Rent
 Postage & Stamp
 Printing & Stationary
 Repair & Maintance
 Maintance of Vechile
 Traveling
 Conveyance
 Entertainment
 Paper & Periodicals
 Advertisement
 Subscription & Donation
 Insurance premium
 Form, Fees & Others
 Board Meeting Fee
 Medical Expenses
 Wealfare Expenses
 Electricity (H/O)
 Miscellaneous Expenses
 Selling & Distribution
 Office Maintance
 Telephone, Telex & Fax
 Water & sewage Charges
 Directors Remuneration
 Auditors Remuneration
 Professional Fee
 Depreciation
 It expenses

	July-Dec-2017	July-Dec-2016
Saiary & Allowances	19,726,394	18,324,722
Providend Fund	570,991	-
Office Rent	2,100,000	2,100,000
Postage & Stamp	63,230	80,355
Printing & Stationary	102,147	108,618
Repair & Maintance	54,050	430,806
Maintance of Vechile	700,609	452,874
Traveling	36,849	428,326
Conveyance	665,987	499,103
Entertainment	780,248	738,330
Paper & Periodicals	83,886	20,016
Advertisement	110,800	95,800
Subscription & Donation	376,323	209,470
Insurance premium	789,240	263,452
Form, Fees & Others	1,180,189	587,814
Board Meeting Fee	157,500	82,500
Medical Expenses	30,370	34,443
Wealfare Expenses	308,506	126,473
Electricity (H/O)	474,826	154,100
Miscellaneous Expenses	132,300	254,267
Selling & Distribution	1,005,779	1,115,813
Office Maintance	509,684	159,000
Telephone, Telex & Fax	85,556	120,800
Water & sewage Charges	148,350	112,800
Directors Remuneration	480,000	480,000
Auditors Remuneration	50,000	50,000
Professional Fee	-	265,000
Depreciation	3,106,158	2,965,566
It expenses	396,039	389,113
Total	34,226,011	30,649,561

8.00 Financial Expenses:

Interest on Term Loan-Prime Bank	259,722	-
Interest on Term Loan(HSBC)	3,675,589	10,449,662
Interest on Short Term Loan-HSBC	4,330,503	-
Interest on Normal Loan EBL	2,217,361	1,057,407
Interest on Cash Credit-EBL	1,390,394	780,311
Interest on Short Term Loan-EBL		435,620
Interest on Short term Loan-MBL	4,737,377	15,836,143
Interest on SCB, STL	-	757,361
Interest on SCB, CC/overdraft	1,529,364	1,946,395
Interest on Sales realized	4,533,310	7,057,047
Bank interest on Premium Bank	-	218,418
Bank interest on Dhaka Bank		637,138
Bank Charge & Commission	2,811,514	2,636,321
Total	25,485,134	41,811,823